

Mule-Hide Pre-Taped EPDM



Mule-Hide Pre-Taped EPDM makes wrinkle-free seaming easier.

Factory-controlled production ensures reliable seaming with greater peel and shear strength and no entrapped air bubbles.

- Also ensures consistent placement of the tape to maximize the splice area by controlling the placement within +/- 1/8".
- Can improve seaming productivity by up to 75% to get from job to job fast and reduce labor.
- Reduces materials to load on roof - plus less waste and disposal.

Wide range of sizes.

- Available in sizes to meet the needs of various project requirements.
- 2-Pack (2 sheets per core) means quicker roof loading and reduced waste – also ideal when narrow width sheeting is needed.
- Wide-width dusted sheeting for large, wide-open projects.
- Both 3" and 6" widths.

ABC Part #	Membrane Thickness	Membrane Type	Color	Width x Length Available	Tape Size	Packaging
07MHA41013	0.045"	Clean Sheet	Black	10' x 100'	3"	2 rolls/ pkg
07MHA61053	0.060"	Clean Sheet	Black	10' x 50'	3"	2 rolls/ pkg
07MHA61013	0.060"	Clean Sheet	Black	10' x 100'	3"	2 rolls/ pkg
07MHA610D3	0.060"	Std Dusted	Black	10' x 100'	3"	2 rolls/ pkg
07MHA91053	0.090"	Std Dusted	Black	10' x 50'	3"	2 rolls/ pkg
07MHA91056	0.090"	Std Dusted	Black	10' x 50'	6"	2 rolls/ pkg
07MHA91016	0.090"	Std Dusted	Black	10' x 100'	6"	2 rolls/ pkg
07MHA610W3	0.060"	Std Dusted	White/Blk	10' x 100'	3"	2 rolls/ pkg
07MHA410R6	0.045"	Reinforced	Black	10' x 100'	6"	2 rolls/ pkg
07MHA610R6	0.060"	Reinforced	Black	10' x 100'	6"	2 rolls/ pkg
Wide Width EPDM with only "one fold".				NOTE: No LTL Shipments		
07MHA42013	0.045"	Std Dusted	Black	20' x 100'	3"	1 roll/ pkg
07MHA62013	0.060"	Std Dusted	Black	20' x 100'	3"	1 roll/ pkg
07MHA62016	0.060"	Std Dusted	Black	20' x 100'	6"	1 roll/ pkg
07MHA620W3	0.060"	Std Dusted	White/Blk	20' x 100'	3"	1 roll/ pkg

800-786-1492
www.mulehide.com



"The name trusted in roofing since 1906."

Mule-Hide Pre-Taped EPDM



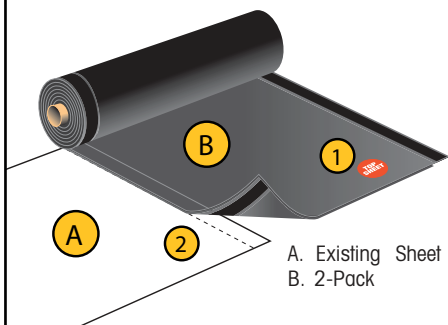
To ensure correct roll-out, locate the orange "TOP SHEET" sticker on 2-Packs.



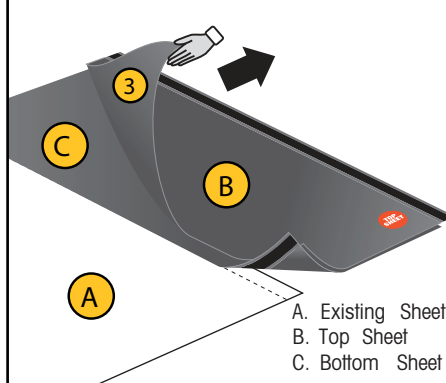
Mule-Hide Pre-Taped EPDM wide-width sheeting features a single-fold sheet.

2-PACK UNROLLING INSTRUCTIONS

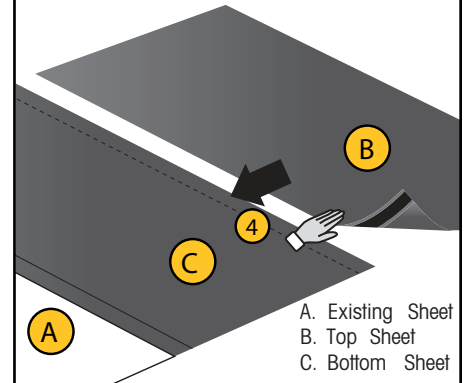
1. Locate orange TOP SHEET sticker.
2. Align the two pack roll to achieve seam to existing sheet.



3. Grasp the TOP SHEET and flip over.

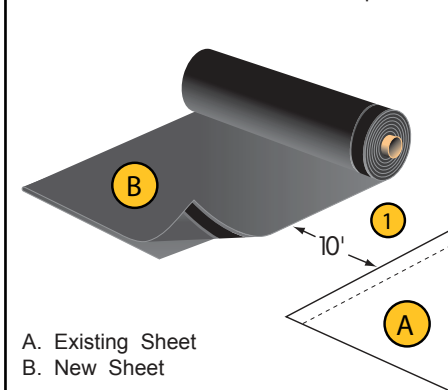


4. Pull the top sheet into position for seaming.

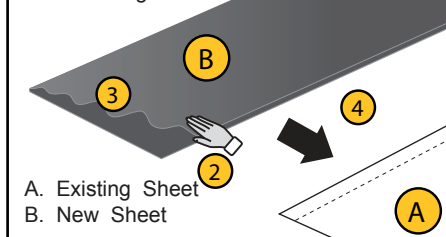


WIDE-WIDTH FOLDED UNROLLING INSTRUCTIONS

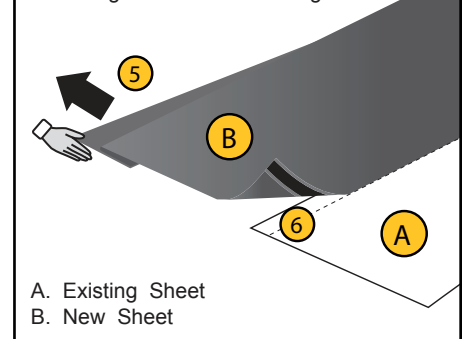
1. Unroll 10' - 12' from desired final position.



2. Grasp the underside of the top edge being careful not to damage the clear poly release liner.
3. Flutter the sheet to allow air between the sheets.
4. Pull the top sheet towards the existing sheet.



5. Pull the membrane into position.
6. Tape Primer must be applied to the existing sheet when seaming.



Tape Primer is required on the seam of the non pre-taped side of the sheet.

Check our website monthly for the latest updates & technical bulletins.

This information herein is based upon data and knowledge considered to be true and accurate and is provided for the contractor's consideration, investigation and verification. However, Mule-Hide Products Co., Inc. does not warrant any results to be obtained. Statements concerning possible use of Mule-Hide products are made without knowledge of your particular roof and such an application may not be fit for your particular purpose. MULE-HIDE DISCLAIMS ALL WARRANTIES, INCLUDING THE IMPLIED WARRANTY OF MERCHANTABILITY AND FITNESS FOR A PARTICULAR PURPOSE, except written warranties attached to Mule-Hide products and written warranties signed by an officer of Mule-Hide.



MH LIT# 10.00020

©2009 Mule-Hide Products Co., Inc. Printed in USA 3/10

800-786-1492
www.mulehide.com
PO Box 1057 Beloit, WI 53512



"The name trusted in roofing since 1906."